

LK SINGHANIA EDUCATION CENTRE

GOTAN



HOLIDAY ASSIGNMENT

SESSION : 2025-26
CLASS - X

**"Climb every mountain, ford every stream,
Follow every rainbow, till you find your dream."**

Dear Students,

Wishing you a happy and blessed Summer time!

You are the torch bearers of change. Put in your sincere efforts and do some unique and creative work for the society. The tiny efforts of each soul are the remarks of gratitude to Nature.

The entire team of LKSEC teachers has put all will and might in designing “The Holiday Assignment”, where certain aspects are kept in mind like use of technology, wise use of paper and resources from surroundings. Put your shoulder to the wheel in making the projects creative, attractive and cost effective with appropriate information.

While preparing the assignment, keep in mind following points:

- 1. All the assignments should be original.**
- 2. Use technology wisely and correctly.**
- 3. Values and virtues bring enrichment in bonds among members of the family. So, as a piece of advice, involve your parents in the process.**
- 4. Use poster colours, sketch pens etc.**
- 5. Grammatical accuracy also carries weightage.**
- 6. Sincere and honest efforts will be appreciated.**
- 7. The cover page must include details like student’s name, class and section, subject and name of the teacher it is to be submitted to.**

Make this summer special, innovative and enthralling.

Educationally yours,

**R C Joshi
Principal**



CLASS - X

SUB – SCIENCE

- All the assignments to be done in A4 size sheet

BIOLOGY

Activity 1: Draw the labeled and coloured diagram of human digestive system.

Activity 2: Make a concept map on the given below topics of photosynthesis:

Definition and chemical equation of photosynthesis, steps of photosynthesis, raw materials of photosynthesis and their source.

PHYSICS

Assignment 1:

1. Mohan standing in front of a mirror finds the lower portion of the body highly magnified, middle portion of the body of the same size but laterally inverted and upper portion of the body highly diminished. Guess the design of the mirror.
2. Why a convex mirror is used as the rear view mirror in a vehicle to observe traffic behind it and not a plane or concave mirror? Explain.

Assignment 2:

- Step:1 Take a thick chart paper and cut 8 cards each of size 8 inches x 4 inches.
- Step:2 Draw the ray diagrams of six cases of image formation by a Concave mirror on six sheets and for two cases of image formation by a Convex mirror on other two sheets following the instructions given below.
- Step:3 Use red sketch pen/marker to draw incident ray and blue sketch pen/marker to draw reflected ray(real) and yellow (dotted) for virtual.
- Step: 4 Arrow can be used for object and image. Use brown colour for object and green colour for image.
- Step: 5 Choose scale 1 cm = 5cm to draw the ray diagram.
- Step: 6 Take focal length $f = 15$ cm for both types of mirrors and object height $h = 5$ cm.
- Step: 7 For concave mirror, take $u = \text{infinity}$, $u = 45$ cm, $u = 30$ cm, $u = 25$ cm, $u = 15$ cm and $u = 10$ cm
For convex mirror, take $u = \text{infinity}$ and $u = 15$ cm
- Step: 8 Measure the image distance v , image height h' with ruler and convert it using above scale.
- Step: 9 Predict the nature of image formed by these mirrors.

CHEMISTRY

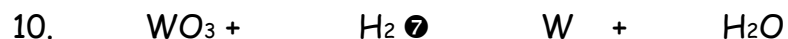
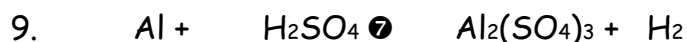
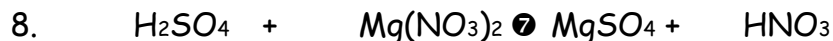
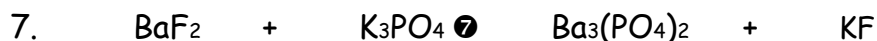
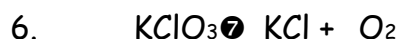
Worksheet : Balancing Equations

Fill in the blanks with the most appropriate term:

A _____ tells the story of a chemical reaction. _____ are the starting substances in the reaction while _____ are the new substances that are formed. The large numbers in front of some of the formulas are called _____. These numbers are used to _____ the equation because chemical reactions must obey the Law of _____ of Matter. The number of atoms of each element on both sides of the equation must be _____ because matter cannot be _____ or _____. When balancing equations, the only numbers that can be changed are _____; remember that _____ must never be changed in order to balance an equation.

Balance the following equations:

Balance the following equations:



CLASS – X

SUB – ENGLISH

Hey everyone,

Hope you're all set for a well-deserved break. But before you totally switch to chill mode, here's some light (but useful) English homework to keep your brain awake and skills sharp. Don't worry, it's not boring – we've mixed in a bit of reading, writing, fun projects, and your own creativity.

1. Reading Task – Quick Chapter Summaries

Pick any **one** book or play from this list (or choose another if it's approved by your teacher):

- *Oliver Twist*
- *Julius Caesar*
- *The Diary of a Young Girl*
- *The Merchant of Venice*

Once you've chosen your book, write a short summary of **each chapter** in your own words (just 5–8 lines is enough). At the end of each summary, write something personal – maybe your favorite quote from that chapter or what you thought about it.

2. Writing – Write What You Think

Pick any social issue that really interests or concerns you – something that matters in today's world. Here are a few ideas to get you thinking:

- How climate change is affecting us
- Mental health and why it matters
- Why equality is still a big deal
- Is technology helping or hurting us?

Write an essay (around 300–400 words). It's your opinion, so be honest – just back it up with reasons or examples. Keep it clear and organized.

3. Grammar and Vocabulary – Just a Bit of Practice

Not the most fun, we know – but trust us, it helps.

- Brush up on **Tenses, Reported Speech, Determiners, Subject verb concord, and Modals**
- Do at least 3 exercises from online worksheets for each topic

- **Vocabulary part:** Learn 10 new English words, idioms and proverbs **every week** for each word, write down the meaning, use it in a sentence, and add a synonym or antonym. You can use any notebook.

4. Literature Task – Mix of Fun + Reading

Glimpses of India + Creative Project

Read “*Glimpses of India*” from your textbook.

Now choose any state or your own hometown and make **either**:

- A short PPT or video about its culture, food, clothes, climate, etc.
- Or a poster/collage with sketches, photos, and labels

Use your creativity – mix handmade and digital stuff if you want.

OR

Talent Video – Show Us What You’ve Got

Record a **1-minute video** where you show or talk about something you enjoy doing. Could be:

- Singing, drawing, painting, playing an instrument
- Giving a speech, performing a short act, book review
- Making a vlog, cooking something, making a news segment
- Explaining a topic from your book

Start your video with a quick intro: your name, school, class, and what you're doing in the video.

Make sure:

- You’re dressed properly
- Your background isn’t messy or noisy
- You look confident and speak clearly
- The video looks and sounds decent

Quick Heads-Up

This isn’t just “work.” It’s about:

- Practicing your skills
- Having some fun with English
- Showing off what makes *you* unique

Do your best, but don’t stress. Keep it creative, neat, and real.

ग्रीष्मकालीन अवकाश रचनात्मक कार्य

कक्षा - 10

1. राजीव कुमार की ओर से 'हिन्दी शिक्षक पद' हेतु एक स्ववृत्त (BIO-DATA) तैयार कीजिए ।
2. अपनी पसंद की किन्हीं दो वस्तुओं के लिए दो खूबसूरत विज्ञापन तैयार कीजिए ।

Class - X
Sub - Social Science

Subject: History

Topic: “Salt March in 6 Pictures” Comic Strip

Task:

- Prepare a decorative cover page with the project title, students name, class & section
- Introduction of the project
- topic
- Draw a 6-frame comic strip showing the Salt March from start to finish
- Add speech bubbles and a title for comic strips
- Stick figures if needed — focus on ideas
- Conclusion
- Bibliography
- Maximum pages : 10

OR

Topic: “Comparative study file: Gandhi VS. Bose”

What to do:

- Prepare a decorative cover page with the project title, students name, class & section
- Introduction of the project topic
- Make a comparison chart on ideologies, methods and contributions of the two leaders ○
Add images, quotes and event references for both leaders.
- File Format: Table format across 3-4 A4 Sheets with headings.
- Conclusion
- Bibliography

Subjects: Economics

Topic - Consumer Rights / Consumer awareness

Guidelines for the Project-

- Prepare a decorative cover page with the project title, students name, class & section ○
Acknowledgement
- Introduction of the project topic
- History of consumer protection act-1986- with relevant pictures
- Consumer protection act. Description six rights
- Redressal agencies under consumer protection act-1986
- Reliefs available to the consumer
- Consumer Responsibilities
- Conclusion
- Bibliography
- Students may prepare a project file on A-4 Size paper, Maximum pages : 10